



R20523

FEATURES

- To reduce salt debris and chemical deposition at the injection point
- Easy removal in high pressure systems
- PVDF or PP body
- On request, extension available in three different length: 5 cm, 10 cm and 15 cm.

TECHNICAL DATA

LINI-V / LINI-D

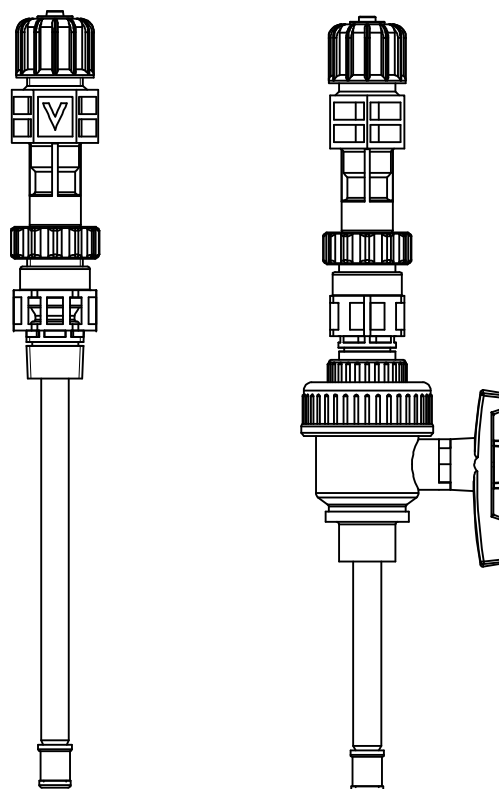
1/2" injection lance.

	LINI-V	LINI-D
Threads	1/2"	1/2"
Max pressure	16 bar (2 bar)	16 bar (2 bar)
Max temperature	25°C (110°C)	25°C (130°C)
Max flow	10 l/h	10 l/h
Body	PVDF	PP
O-Rings	FKM B	EP

3/4" injection lance.

	LINI-V	LINI-D
Threads	1"	1"
Max pressure	10 bar (2 bar)	10 bar (2 bar)
Max temperature	25°C (110°C)	25°C (110°C)
Max flow	120 l/h	120 l/h
Body	PVDF	PVDF
O-Rings	FKM B	FKM B

LINI / LINIR 1/2



LINIR-V / LINIR-D

1/2" injection lance for easy removal in high pressure systems. With ball valve.

	LINIR-V	LINIR-D
Threads	1/2"	1/2"
Max pressure	16 bar (3 bar)	16 bar (3 bar)
Max temperature	25°C (50°C)	25°C (50°C)
Max flow	10 l/h	10 l/h
Body	PVDF	PP
Ball valve	PVC	PVC
O-Rings	FKM B	EP

LINIR-V/LINIR-D

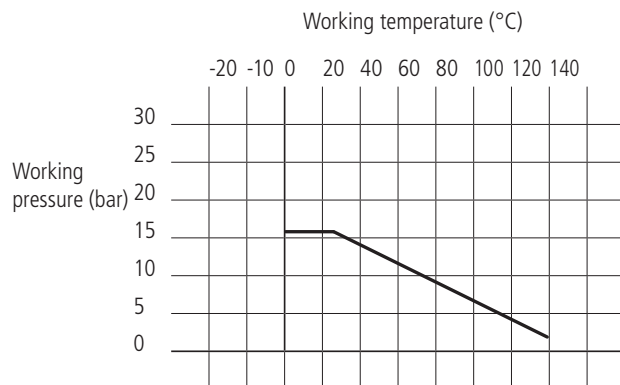
3/4" injection lance for easy removal in high pressure systems. With ball valve.

	LINIR-V	LINIR-D
Threads	1"	1"
Max pressure	10 bar (3 bar)	10 bar (3 bar)
Max temperature	25°C (50°C)	25°C (50°C)
Max flow	120 l/h	120 l/h
Body	PVDF	PVDF
Ball valve	PVC	PVC
O-Rings	FKM B	EP

LINIR-K

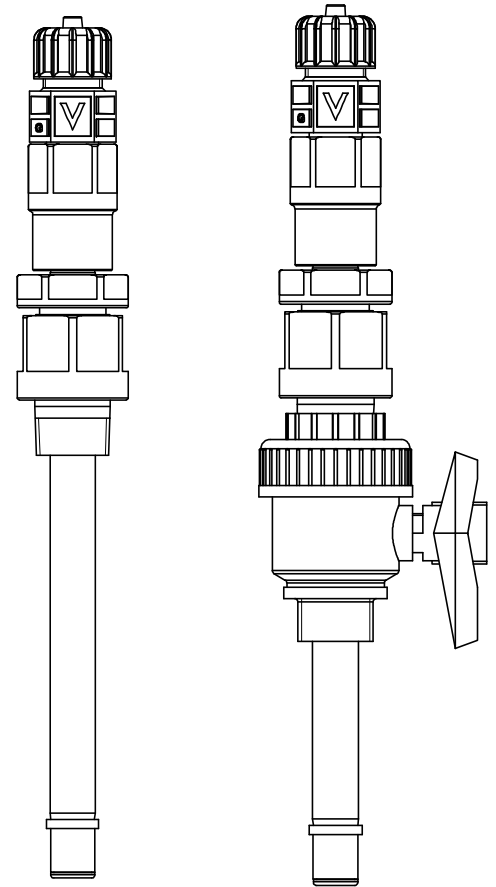
1/2" injection lance for easy removal in high pressure systems. With PVDF ball valve.

	LINIR-K
Threads	1/2"
Max pressure	16 bar (2 bar)
Max temperature	25°C (110°C)
Max flow	10 l/h
Body	PVDF
Ball valve	PVDF
O-Rings	FKM B



LINIR-K

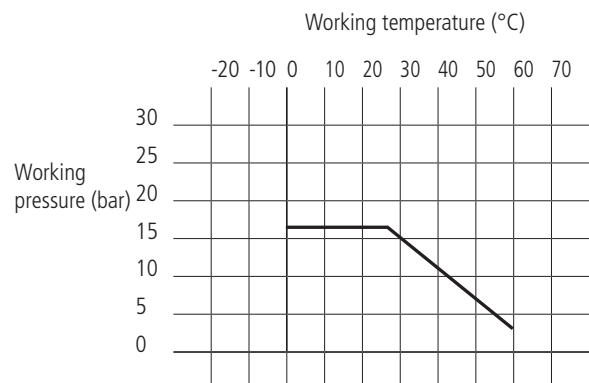
LINI / LINIR 3/4



LINIR-K

3/4" injection lance for easy removal in high pressure systems. With PVDF ball valve.

	LINIR-K
Threads	1"
Max pressure	10 bar (2 bar)
Max temperature	25°C (110°C)
Max flow	120 l/h
Body	PVDF
Ball valve	PVDF
O-Rings	FKM B / EP

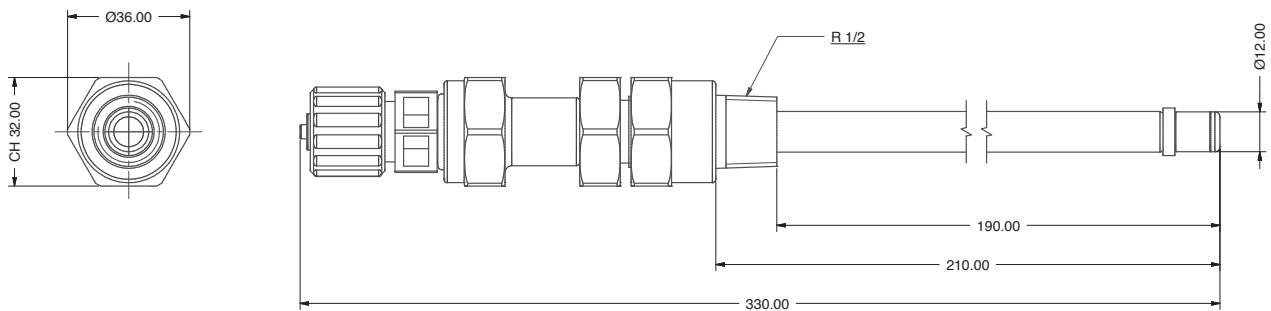


LINIR-V / LINIR-D

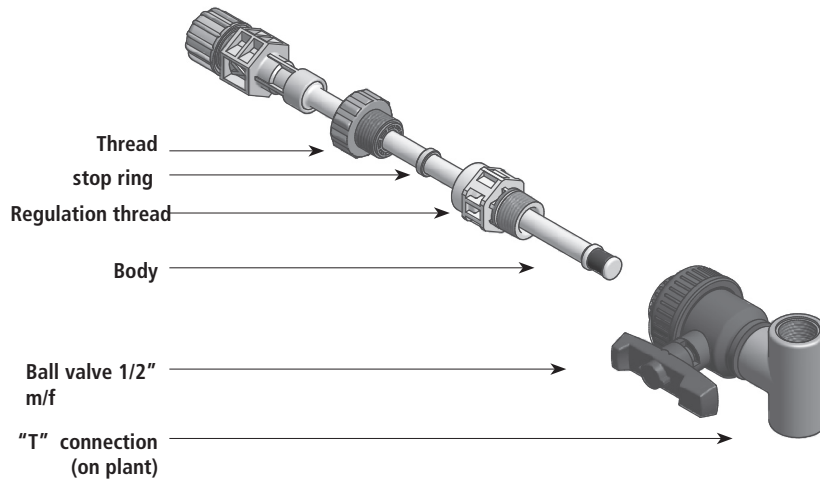
LINI-SS

Injection lance in stainless steel (stainless steel balls) to remove the injection valves with the pressure pipe.

	LINI-SS-V	LINI-SS-D
Connections	1/2"	1/2"
Max pressure	25 bar	25 bar
Max temperature	200°C	150°C
Max flow	10 l/h	10 l/h
Body	SS	SS
O-Rings	FKM B	Propylene ethylene

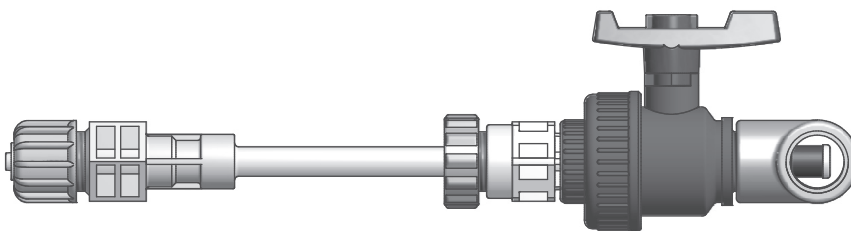


SET UP



PIC. 1.

- Prepare injection lance as shown on pic. 1.
- Insert body lance inside the ball valve (must be closed). Lock the nut. Warning: check the connections for water leak.
- Open the ball valve and push the body until it reached the middle of "T" connection.
- Lock the ring on the nut as shown on pic. 2 to avoid that water pressure ejects the lance.



PIC. 2.